

One Handed Drum Roll - Patterns & Beats

www.OneHandRoll.com

Pattern 1



Pattern 2



Pattern 3




Pattern 4

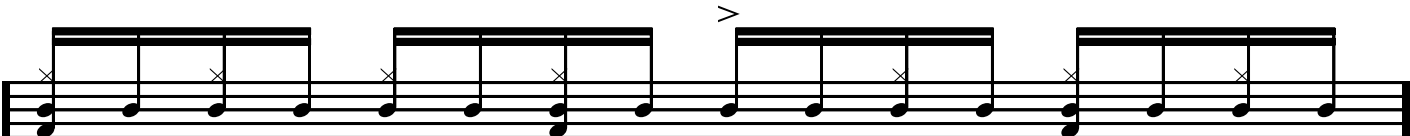


Beats


Beat 1




Beat 2



Beat 3




Beat 4




Beat 5




Beat 6



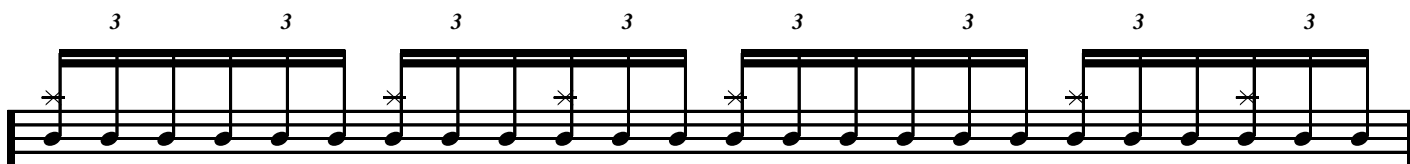
Beat 7



Beat 8



Beat 9



Beat 10

The image shows a musical staff with a treble clef. The notation consists of six groups of three eighth notes each, grouped by a bracket above them with the number '3' written above the bracket. The notes are: G4, A4, B4, C5, B4, A4, G4. The first triplet starts at measure 18, indicated by a '18' and an arrow. There are 'x' marks below the staff at the beginning of each triplet. The final triplet ends with a double bar line and a '3' above it.